



## Richmond Ravens Timekeeper Instructions

### Set-up (If turned OFF)

Turn on switch on right side on control panel.

Press SCROLL PROFILES until the display shows the name of the rink you are on

Press YES button

### To Set Time

Warm-up → 3 minutes

For U13 and up → first period: **15 minutes**; second period: **15 minutes**; third period: **ask ref**

For U11 → first period: **12 minutes**; second period: **12 minutes**; third period: **ask ref**

For U7 and U9 → first period: **24 minutes**; second period: **24 minutes**

Press SET → TIME = [1][5] YES (for 15 minutes)

**Intermissions:** 1 minute

Press SET → TIME = [0][1] YES (for 1 minute)

### To Set Period

Press PERIOD then the number of the period desired, 1, 2 or 3

### Starting Game


To start the clock counting down, turn hand held unit to on

To stop the clock counting down, turn the hand held unit to OFF

BE CAREFUL not to hit the HORN button

\*May need to toggle switch twice

Hand Held Switch



Two Position Switch

- Right is Time On Left is Time Off

Horn Switch

- Press to sound horn
- Release to silence the horn
- Horn will sound for up to 4 seconds

Indicator Light

- Flashes when connected to a powered up MPCW-7

### Goals

Do not display scores for U7 or U9 games.

For U11C and up, show scores on the clock.

### Adding to Score



Press

or

Enter 1 for the first goal

Press HOME/GUEST SCORE and 1 for the second goal

Press HOME/GUEST SCORE and 1 for the third goal, etc.

## If you need to correct the score

### Setting Score

Press  then  or 

Enter the value needed and then press YES.

### Penalty

The clock must be stopped to enter a penalty. You must use a different player number for each penalty.

Press  or 

Enter the player number. It must be 2 digits. Ex. For Player #2 → [0][2]




Enter the amount of penalty time. Ex. For 2 minutes → [0][2]

Press YES.

### To Clear Penalty

 Press **CLEAR PENALTY** to remove a penalty

### Clear Penalty

1. Press  or  until the desired penalty is displayed
2. Press 



**HOCKEY**

**NEVCO**

Press Profiles and then Enter to start a New Game

Press Options to change Team Names or other system preferences.

Press Set, then Time, to change time. Press Set, then another key to make corrections.

NEVCO, INC. 800-851-4040 USA / 800-461-8550 CANADA / WWW.NEVCO.COM

P/N 035-0503